

BT2110.15L SPECIFICATIONS

skirted drop-in acrylic bathtub

FEATURES:

- Skirted drop-in acrylic bathtub with integral tile flange on left end + side
- Left drain installation
- Streamlined, high profile one piece design
- 60" (1524mm) L x 32" (813mm) W x 24" (610mm) H
- Tailpiece not included



SPECIFICATIONS:

Basin Area:	42" (1067mm) x 22" (560mm)*
Top Area:	52¼" (1327mm) x 24" (610mm)*
To Overflow:	2½" (60mm)*
Water Depth:	15¼" (390mm)*
Capacity:	55G (208.1L)
Slope of Backrest:	60°*
Weight:	73lbs (33.1kg)
Hot water supply req'd:	Should be 70% of water capacity of tub or greater
Warranty:	Five Year Warranty (Residential use) One Year Warranty (Commercial use)
Material:	Acrylic
Shipping Weight:	92.4lbs (41.9kg)

COLORS / FINISHES:

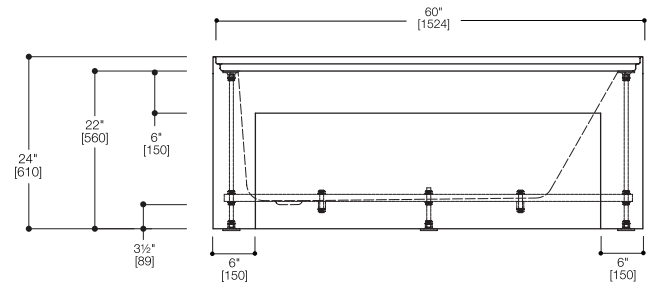
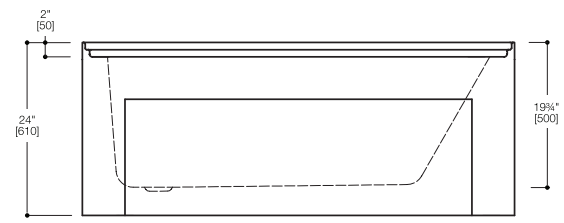
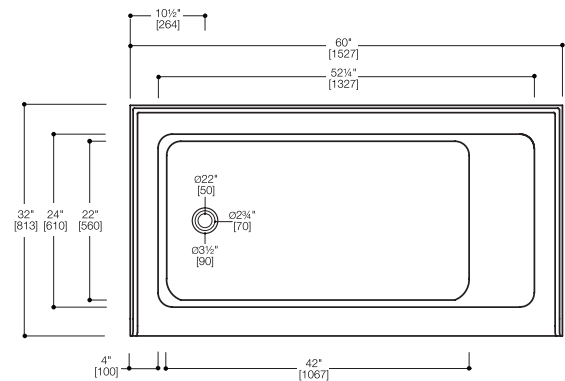
White gloss

INSTALLATION NOTES:

Install this product according to the installation guide.
Floor support under bath must provide for a minimum of 1400 lbs (635kg). Installation will vary. Our products must be installed by certified professionals only and according to our installation guide as well as federal, provincial / state and local building codes and regulations

CODES / STANDARDS APPLICABLE:

- Meets or exceeds ANSI / ASME standard Z124.1.2 and CAN / CSA B 45 requirements
- IAPMO / UPC / cUPC



*Approximate measurements for comparison only.
Note: These dimensions and specifications are subject to change without notice.